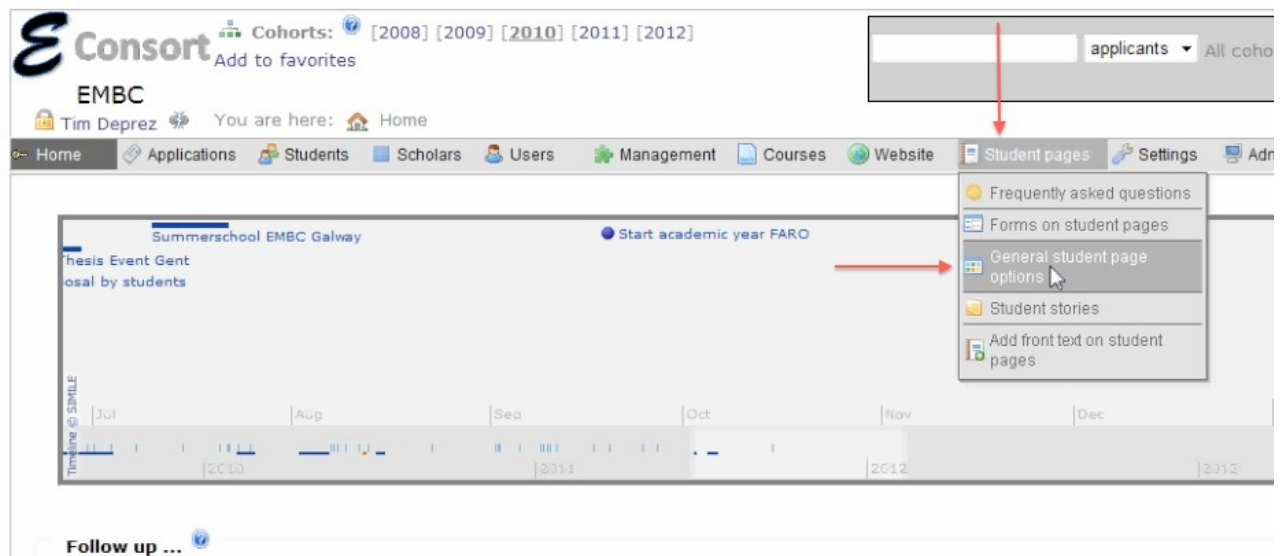






Setting student page options part 1









First log in into your Econsort instance.
Then select “Student pages”, “General student page options”







 **Econsort** Cohorts: [2008] [2009] [2010] [2011] [2012]
Add to favorites

EMBC

 Tim Deprez  You are here:  General student page options

 Home  Applications  Students  Scholars  Users  Management

Edit student page options

Overview of students:	 names with send message option
Student stories?:	 YES 
Frequently asked questions?:	 YES
My courses?:	 YES
Reset password?:	 YES

You'll see 5 items which can be changed.

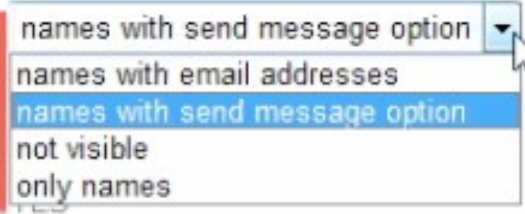

E Consort Cohorts: [2008] [2009] [**2010**] [2011] [2012]
Add to favorites


EMBC


Tim Deprez You are here: General student page options


Home Applications Students Scholars Users Management


Edit student page options

Overview of students:  

Student stories?: 

Frequently asked questions?: 

My courses?: 

Reset password?:  YES

Selecting “Overview of Students”, you can edit which option is appropriate for your use.

Consort Cohorts: [2008] [2009] [2010] [2011] [2012]
Add to favorites


EMBC

Tim Deprez You are here: General student page options

Home Applications Students Scholars Users Management

Edit student page options

Overview of students: names with send message option

Student stories?: ☐ no ☒ yes 

Frequently asked questions?: YES

My courses?: YES

Reset password?: YES

The following 4 settings (“Student stories” / “Frequently asked questions” / “My courses” / “Reset Password”)

Consort Cohorts: [2008] [2009] [2010] [2011] [2012]
Add to favorites


EMBC

Tim Deprez You are here: General student page options

Home Applications Students Scholars Users Management

Edit student page options

Overview of students: names with send message option

Student stories?: ☐ no ☒ yes 

Frequently asked questions?: YES

My courses?: YES

Reset password?: YES

Each item has a positive and a negative setting. After selecting one of these options, you need the press the diskette symbol on the right to save your changes.

