


Assigning lists to users - restricted rights applicant security

It is possible to assign specific rights to certain users.

27.	restricted	dummy	tim.deprez@gmail.com	✕ 	04/06/2010
28.	Serrão	Ester	eserrao@ualg.pt	✕ 	//
29.	test	Tim	test@ugent.be	✕ 	//
30.	testuser	usertest	lemaitrekarel@gmail.com	✕ 	//











Go to the list of users, select the “shield”-icon next to a user. This will take you to the security page.

You are here: 

Home Applications Students Scholars Users Management Courses Website Stude

Full account details for test Tim



Set security

- Website
 - Manage content 
 - Open the website 
 - Report of website content 
 - News (RSS) 
 - Add news 
 - Job opportunities 
- Applications
 - List of all applications 
 - Add new applicant 
 - Applicant reports 
 - Lists of students/applicants 

Quick security ...

Copy the security settings of the following user to this

Other security ...

- Website content security: [\[edit\]](#)
- User management security: [\[edit\]](#)
- News security:: [\[edit\]](#)
- File archive security: [\[edit\]](#)
- Calendar security: [\[edit\]](#)
- ECTS security: [\[edit\]](#)
- Applicants security:** [\[edit\]](#)
- Part of Ugent:** 
- Administrator:** 

Click on “edit” next to “applicants security”



Other security ...

Website content security: [edit]
User management security: [edit]
News security:: [edit]
File archive security: [edit]
Calendar security: [edit]
ECTS security: [edit]

Applicants security: ☐ deny
☐ view
☐ edit
☒ restricted

Part of Ugent: 
Administrator: 

update

Select “restricted” and press “update”

By selecting “restricted” a whole lot of extra options is shown

Applicants security: **restricted** [edit]

Part of Ugent:
Administrator:

Assigning students to this user:

List of students: 2008_Master 1_Ghent

Form: Default management form

Options:

- Rights: View
- Evaluation box: not available
- Reporting: not available
- Email option: not available
- Communication: not available

Assign the list

General options for all assigned lists

Current layout is : No special layout : standard listing

Choose a standard layout for displaying lists of students:

- No special layout : standard listing - Set standard layout

Current lists attached:

Current students:

Remove all

Student name	List name	Default form	Rights	Evaluation	Reporting	Email
--------------	-----------	--------------	--------	------------	-----------	-------

Assigning students to this user:

List of students: 2008_Master 1_Ghent

Form: Default management form

You can assign a certain list of users to this users.

You can set a certain form as the default form this user will see the userlists.

Assigning students to this user:

List of students: 2008_Master 1_Ghent

Form: Default management form

Options:

- Rights: View
- Evaluation box: not available
- Reporting: not available
- Email option: not available
- Communication: not available

Assign the list

As an extra, you can set certain options to that user.

List of students: 2008_Master 1_Ghent

Form: Default management form

Options:

- Rights: View
- Evaluation box: not available
- Reporting: not available
- Email option: not available
- Communication: not available

Assign the list

In this example the list of students is set to “2008_Master 2 _Oviedo”, visible through the “Application form 2009-EU”, rights are visible, the evaluationbox is not visible, reporting is not available, the user may send emails to the users of this list, and communication is set to read only.

Assigning students to this user:

List of students: 2008_Master 2_Oviedo



Form: Application form 2009 - EU









































Options:

- Rights: View
- Evaluation box: not available
- Reporting: not available
- Email option: available
- Communication: readonly

Assign the list

By clicking on the “Assign the list”, the list of users assigned to this user is listed, as shown below.

 **Current students:**  **Remove all**

Student name	List name	Default form	Rights	Evaluation	Reporting	Email	
Wang Jun	2008_Master 2_Oviedo	Application form 2009 - EU	view				
Ieromina Oleksandra	2008_Master 2_Oviedo	Application form 2009 - EU	view				
Siregar Ulfah Mardhiah	2008_Master 2_Oviedo	Application form 2009 - EU	view				
Sheibani Raheleh	2008_Master 2_Oviedo	Application form 2009 - EU	view				
Sarker Md. Yusuf	2008_Master 2_Oviedo	Application form 2009 - EU	view				
Vogel Camille	2008_Master 2_Oviedo	Application form 2009 - EU	view				
Audfroid Calderon Marianna	2008_Master 2_Oviedo	Application form 2009 - EU	view				
Purroy Albet Ariadna	2008_Master 2_Oviedo	Application form 2009 - EU	view				
Volkenandt Mareike	2008_Master 2_Oviedo	Application form 2009 - EU	view				
Klein Maria	2008_Master 2_Oviedo	Application form 2009 - EU	view				

General options for all assigned lists

Current layout is : **No special layout : standard listing**

Choose a standard layout for displaying lists of students:

- No special layout : standard listing -

- No special layout : standard listing -

Student overview

Applicant with start_university

Student - addresses

Student - finances

Applicant_more_info

Student Choices Year 2

Applicant number of EM

Applicant_nationality

Goedkeuring rapport toelating Faculteit

Report_buitenlandse zaken

Passport fotos students

Report_Van_Hee_monthly_year1

student - email

Applicant_all_info

re`portlocation

insurance_marsh_data

thesis_information

Picture contest

closing_event_details

Set standard layout

ve this list - Edit comment

	Default form
	Application form EU
	Application form EU
	Application form EU
Sheibani Raheleh	Application form EU

You can set the standard layout of the list from the dropdown menu

General options for all assigned lists

Current layout is : **No special layout : standard listing**

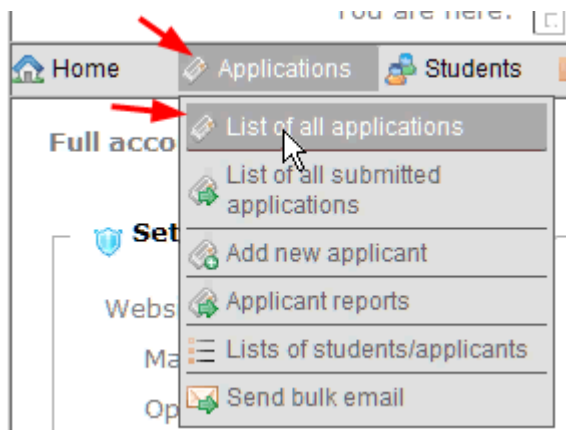
Choose a standard layout for displaying lists of students:

Applicant_nationality

Set standard layout

In this example we choose “Applicant_nationality”, and press the “Set standard layout” to set it.

When the user logs in, and goes to “Applications” => “List of applications”, he will see the list of users, configured as we did in the previous steps



1.	chitupira johnstone	jchitupira@yahoo.co.uk			application_2010_non_eu	//
2.	SAFIQUL ISLAM MD.	farhan.es05@gmail.com			application_2010_eu	//
3.	A N Manu	manu923@gmail.com			application_2010_non_eu	//
4.	Abali Omfor	omforson@yahoo.com		20100069	application_2010_non_eu	18/12/2009
5.	Abbaszadeh Sahar	sahar.abbaszadeh@gmail.com		20100139	application_2010_non_eu	31/12/2009
6.	Abbay Yonas	yonasa467@yahoo.com		20100103	application_2010_non_eu	28/12/2009
7.	ABDULSELAM MUNIER TIMAR	MON574@YAHOO.COM		20100034	application_2010_non_eu	04/12/2009